



Kennebunk Light & Power District  
4 Factory Pasture Lane  
Kennebunk, Maine 04043  
(207) 985-3311  
[www.klpd.org](http://www.klpd.org)

BOARD OF TRUSTEES BUSINESS MEETING AGENDA  
TUESDAY, JUNE 25, 2019  
DISTRICT OFFICES @ 5:00 PM

- |       |  |      |
|-------|--|------|
| I.    | CALL TO ORDER  | 5.00 |
| II.   | EXECUTIVE SESSION WITH DISTRICT ATTORNEY FOR LEGAL ADVICE<br>CONCERNING HYDRO FACILITIES           | 5.05 |
| III.  | EXECUTIVE SESSION CONTINUED FOR LEGAL ADVICE ON SOLAR ENERGY<br>MATTERS                            |      |
| IV.   | TENTATIVE. MOTION ON ITEMS DISCUSSED IN ITEMS II AND III (IF NEEDED)                               | 6.05 |
| V.    | BOARD REVIEW MAY 2019 FINANCIALS   | 6.10 |
| VI.   | ROSS ROAD PROJECT UPDATE   | 6.20 |
| VII.  | FIRST SESSION 2019 LEGISLATIVE UPDATE  | 6.40 |
| VIII. | BOARD AUTHORIZE GM TO ISSUE RFQ FOR ENERGY PROCUREMENT,<br>LOAD MANAGEMENT AND CONSULTING SERVICES | 6.50 |
| IX.   | GENERAL MANAGER'S REPORT   | 6.55 |
|       | a. CORNING DISCUSSIONS   |      |
|       | b. E-BILLING AND ONLINE CC PAYMENTS UPDATE   |      |
|       | c. UPDATE ON MINUTES, FILING, AND RESEARCH BEING DONE  |      |
|       | d. BELMONT ELECTRIC LIGHT DISTRICT STRATEGY AND FOOD FOR<br>THOUGHT                                |      |
|       | e. HYDRO FACILITIES UPDATE   |      |
|       | f. ASPLUNDH TREE TRIMMING UPDATE   |      |
|       | g. MILL STREET PLANNING PHASE UPDATE   |      |
|       | h. SUBSTATION PLANNING PHASE UPDATE  |      |
|       | i. THANK YOU TO BOARD FROM EMPLOYEES FOR APPRECIATION<br>LUNCH                                     |      |
| X.    | PUBLIC COMMENT PERIOD (LIMITED TO 15 MINUTES TOTAL)  | 7.15 |
| XI.   | NEXT MEETINGS: JUNE 25, JULY 30, 2019, AUGUST TBD (IF NECESSARY)                                   | 7.30 |
| XII.  | BOARD RECOMMENDATION FOR AGENDA ITEMS FOR NEXT MEETING   | 7.35 |
| XIII. | ADJOURN  | 7.35 |

Kennebunk Light and Power District  
Notes to Financial Statements  
May 2019

## REVENUES

<b>KWH SALES</b>	2019	2018	Variance
kwh sales Delivery & Transmission	8,087,046	7,974,195	112,851
minus Corning	1,481,400	1,571,800	(90,400)
<u>kwh sales Energy and RNS:</u>	<u>6,605,646</u>	<u>6,402,395</u>	<u>203,251</u>
<b>ENERGY REVENUE</b>	2019	2018	Variance
Energy Sales	\$ 540,605	\$ 531,321	\$ 9,284
<b>RNS REVENUE</b>	2019	2018	Variance
RNS Sales	\$ 149,975	\$ 147,762	\$ 2,213
<b>TRANSMISSION REVENUE</b>	2019	2018	Variance
Transmission Sales	\$ 41,942	\$ 41,911	\$ 31
<b>DELIVERY REVENUE</b>	2019	2018	Variance
Delivery Sales	\$ 218,078	\$ 214,467	\$ 3,611

## EXPENSES

Department	Actual	Budget	Variance	Notes
General plant operations,	\$ 71,839	\$ 53,485	\$ 18,354	Tree trimming for Ross Road reconductoring
Customer accounting and collections	12,648	19,711	(7,063)	Timing issue with postage invoices. Will be caught up in June 2019.
Administration	125,909	104,805	21,104	Timing issue with annual regulatory assessment. Was paid in April 2018 vs. May 2019.
<u>Other expense</u>	<u>39,976</u>	<u>40,300</u>	<u>(324)</u>	

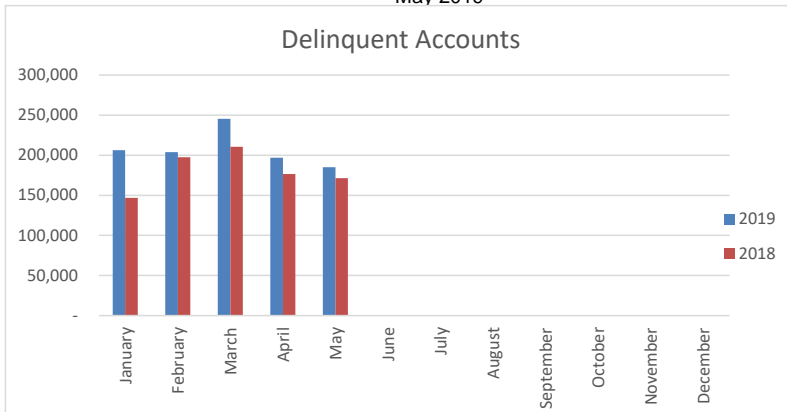
**KENNEBUNK LIGHT & POWER DISTRICT  
STATEMENT OF REVENUES AND EXPENSES**

	MONTHLY			YTD			ANNUAL
	May 2019 Actual	May 2019 Budget	May 2018 Actual	2019 Actual	2019 Budget	2018 Actual	2019 Budget
<b>Revenue</b>							
Energy revenue	540,605	554,418	531,321	3,441,133	3,492,308	3,346,817	8,188,525
<b>PV returned to grid</b>	3,227	3,153	3,091	13,853	8,887	8,713	
Power expense	(577,582)	(554,418)	(552,745)	(3,417,676)	(3,492,308)	(3,217,474)	(8,188,525)
<b>PV Credits</b>	(3,227)	(3,153)	(3,091)	(13,853)	(8,887)	(8,713)	-
Net energy revenue	(36,977)	(0)	(21,425)	23,456	0	129,343	-
RNS revenue	149,975	144,351	147,762	927,143	898,209	919,435	2,118,456
RNS expense	(133,023)	(144,351)	(132,992)	(804,709)	(898,209)	(824,659)	(2,118,456)
Net RNS revenue	16,952	-	14,771	122,433	-	94,776	-
Transmission revenue	41,942	41,450	41,911	249,489	223,984	226,477	566,805
Transmission expense	(26,137)	(41,450)	(35,359)	(153,073)	(223,984)	(218,090)	(566,805)
Net transmission revenue	15,805	-	6,552	96,416	-	8,386	-
Solar revenue	36,785	-	-	138,794	-	-	-
Solar expense	(36,785)	-	-	(138,794)	-	-	-
Net solar revenue	-	-	-	-	-	-	-
Net energy and transmission revenue	(4,220)	(0)	(102)	242,306	0	232,505	-
Delivery revenue	168,838	161,269	165,511	996,416	947,542	993,950	2,285,641
Minimum charge revenue	49,240	48,990	48,957	245,505	244,948	168,355	587,874
Other revenue	4,294	6,549	4,334	50,482	32,745	115,353	78,587
Hydro production	8,194	5,417	3,912	18,340	27,083	58,852	65,000
<b>Total Revenue</b>	<b>226,346</b>	<b>222,224</b>	<b>222,611</b>	<b>1,553,049</b>	<b>1,252,318</b>	<b>1,569,015</b>	<b>3,017,102</b>
<b>Expenses</b>							
General plant operations, maintenance and distribution	71,839	53,485	45,778	275,966	285,718	242,667	748,837
Customer accounting and collections	12,648	19,711	16,741	69,709	87,637	74,478	169,372
Administration	125,909	104,805	89,015	580,256	598,636	508,875	1,152,310
Other expense	39,976	40,300	41,095	199,879	201,500	205,474	483,600
KLPD electrical usage	2,151	1,188	1,087	15,659	13,088	11,979	26,000
<b>Total Expense</b>	<b>252,523</b>	<b>219,488</b>	<b>193,716</b>	<b>1,141,468</b>	<b>1,186,578</b>	<b>1,043,472</b>	<b>2,580,119</b>
<b>Net gain/(loss)</b>	<b>(26,177)</b>	<b>2,736</b>	<b>28,896</b>	<b>411,581</b>	<b>65,739</b>	<b>525,542</b>	<b>436,982</b>

**KENNEBUNK LIGHT & POWER DISTRICT  
STATEMENT OF FINANCIAL POSITION**

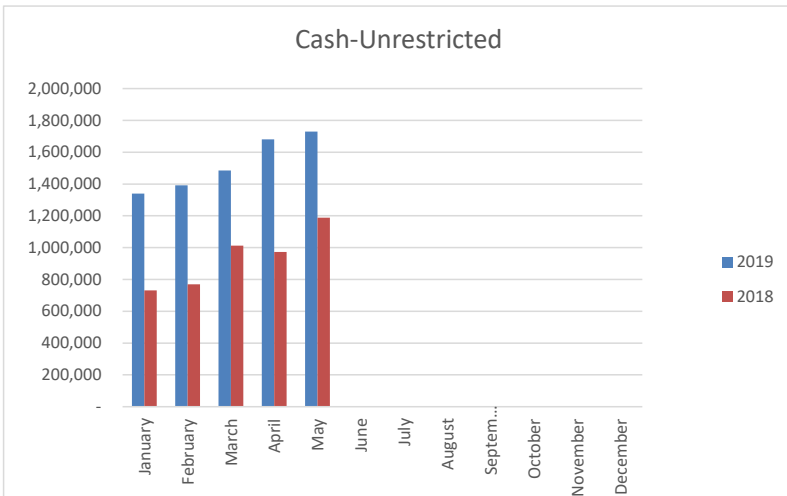
	May 2019	May 2018
<b>Assets</b>		
Cash and short-term investments	2,446,296	1,782,362
Accounts receivable	1,047,801	950,874
Fixed assets and property	10,073,251	10,071,697
Other assets	708,167	1,119,597
<b>Total assets</b>	<b>14,275,514</b>	<b>13,924,529</b>
<b>Liabilities</b>		
Accounts payable	822,383	766,455
Payroll liabilities	17,704	11,883
Long-term liabilities	2,430,273	2,659,747
Other liabilities	947,385	1,207,126
<b>Total liabilities</b>	<b>4,217,746</b>	<b>4,645,210</b>
<b>Equity</b>		
Surplus	9,648,868	8,800,650
Current year excess revenue	408,900	478,669
<b>Total equity</b>	<b>10,057,768</b>	<b>9,279,319</b>
<b>Total liabilities &amp; equity</b>	<b>14,275,514</b>	<b>13,924,529</b>

Kennebunk Light & Power District  
May 2019



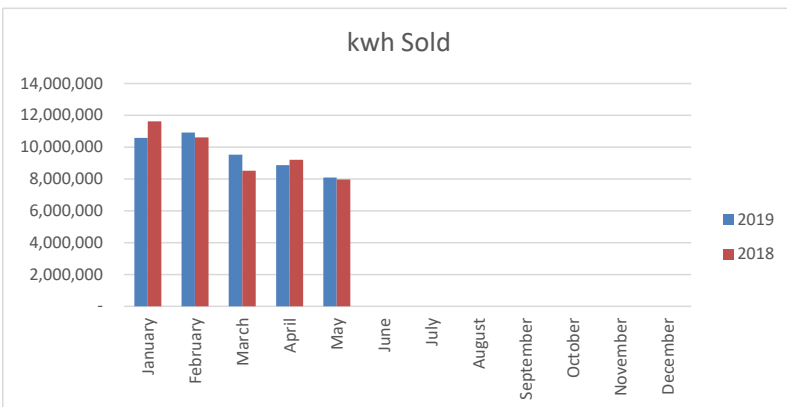
Aging	2019	2018
29 to 60 days	112,673	97,016
61 to 90 days	34,486	21,461
91 days +	38,038	53,019
<b>Total</b>	<b>185,197</b>	<b>171,496</b>

Delinquent accounts as a % of current month's sales:	20.45%	19.25%
--	--------	--------



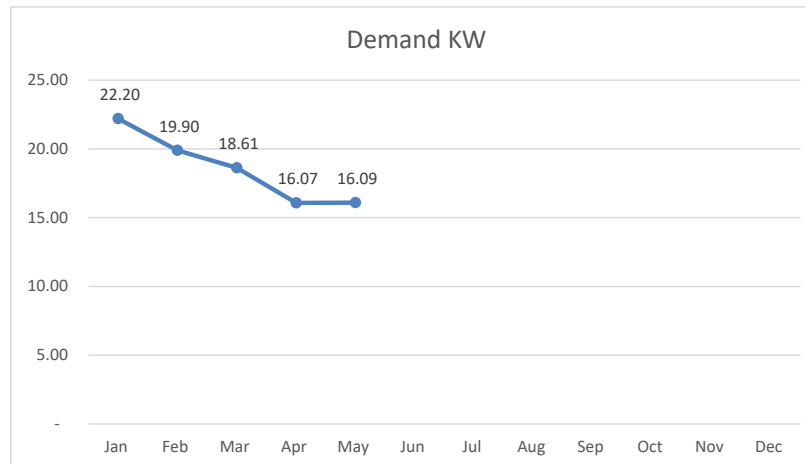
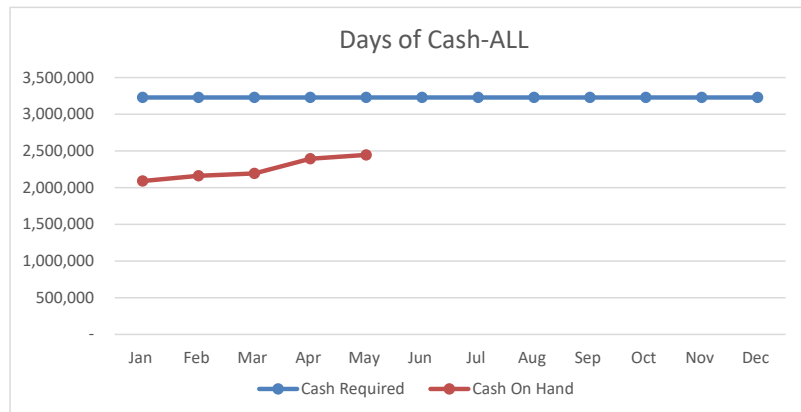
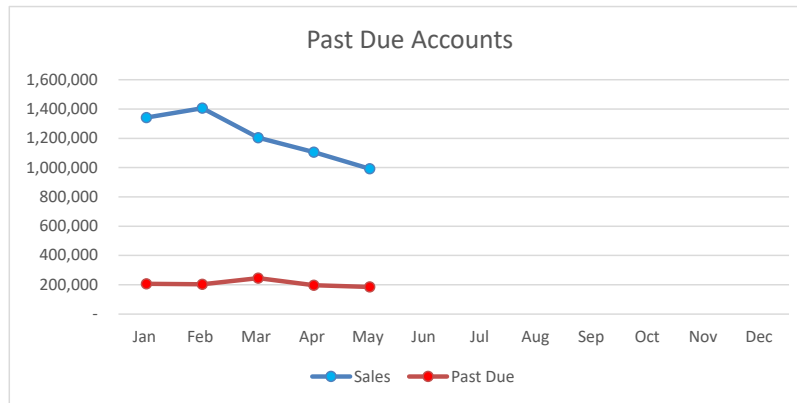
Days of Cash on Hand	Without Bonds
Required	90
Actual	57
Variance	-33

Cash required:	\$ 3,228,500
<b>Cash unrestricted</b>	<b>\$ 1,676,015</b>
Cash-deposits	\$ 183,315
Cash-capital	\$ 415,000
Cash-Efficiency ME	\$ 171,966
<b>Cash-Total</b>	<b>\$ 2,446,296</b>
Variance	\$ (1,552,485)



May 2019	8,087,046
May 2018	7,974,195
Variance	112,851

Kennebunk Light & Power District  
May 2019



**KENNEBUNK LIGHT & POWER DISTRICT  
HYDRO STATEMENT OF ACTIVITY**

<b>Revenue</b>	May 2019	YTD 2019	2019 Budget
Electrical Production	\$ 8,194	\$ 18,340	\$ 65,000
<b>Total Revenue</b>	<b>8,194</b>	<b>18,340</b>	<b>65,000</b>

<b>Expenses</b>	May 2019	YTD 2019	2019 Budget
Labor	1,598	7,074	27,295
Benefits	767	3,396	13,102
Supplies	3,596	18,124	40,500
Electrical Use	1,016	4,858	5,503
Liability/Property Insurance	940	4,699	11,277
Bond Interest	1,117	5,583	13,400
Depreciation	2,027	10,137	24,328
Legal & Professional Fees	9,781	10,781	24,500
<b>Total Expenses *</b>	<b>20,842</b>	<b>64,652</b>	<b>159,905</b>

<b>Gain/ (Loss)</b>	<b>\$ (12,648)</b>	<b>\$ (46,312)</b>	<b>\$ (94,905)</b>
---------------------	--------------------	--------------------	--------------------

kWh production	79,600	178,160	635,551
Cost Per kWh-Produced	\$ 0.261835	\$ 0.362885	\$ 0.251600
Cost Per kWh-Purchased	\$ 0.102943	\$ 0.102943	\$ 0.102274
Variance	\$ 0.158892	\$ 0.259942	\$ 0.149326

	Cost
Energy	\$ 0.078980
RNS	\$ 0.018834
LNS	\$ 0.004459
	\$ 0.102274

\* Expenses do not include any allocation of Management labor and benefits.

KENNEBUNK LIGHT & POWER DISTRICT  
COUNTY OF YORK  
STATE OF MAINE

---

BOARD OF TRUSTEES MEETING MINUTES  
(Video Recorded Meeting)

---

KENNEBUNK LIGHT & POWER DISTRICT  
4 FACTORY PASTURE LANE  
KENNEBUNK, ME 04043  
TUESDAY, MAY 28, 2019  
5:00 P.M.

---

BOARD MEMBERS:

PRESIDENT: DAVID CLUFF - (PRESENT)

VICE-PRESIDENT: ROBERT EMMONS - (PRESENT)

GENERAL MANAGER/TREASURER: TODD SHEA - (PRESENT)

CLERK: DAN BARTILUCCI - (PRESENT)

TRUSTEE: JAY KILBOURN - (PRESENT)

TRUSTEE: BRADLEY "SCOTT" DUCHARME - (NOT PRESENT)

ALSO PRESENT:

Albert Kolff

Bill Pasquill

*(Other members of the public may have been present but not identified.)*



**I. Call to Order.**

President Cluff called the meeting to order at 5:12 p.m.

**II. Executive Session with District Attorney for Legal Advice concerning Hydro Facilities.**

The Executive Session with the District's Attorney did not occur and will be rescheduled.

**III. Board Review March 2019 Financials.**

**Motion:** Trustee Kilbourn to approve the March 2019 Financials as presented.

Seconded by Clerk Bartilucci.

**Vote:** 4:0.

**IV. Ross Road Bid Award Timeline and Expenses to Date.**

**V. America First Hydro Studies Update**

**VI. General Manager's Report:**

- a. Land Swap Finalization
- b. E-Billing and Online CC Payments Update
- c. Hydro Facilities Update
- d. Asplundh Tree Trimming Update

**VII. Public Comment Period (Limited to 15 Minutes Total)**

**VIII. Next Meetings: June 25, 2019, July 30, 2019, August 3, 2019 (If Necessary)**

**IX. Board Recommendation for Agenda Items and Next Meeting**

**X. Adjourn**

**Motion** by Trustee Kilbourn. Seconded by Vice-President Emmons.

**Vote:** 4-0.

Thereupon, with no further items to discuss, the meeting adjourned at 6:00 p.m.

Attest: \_\_\_\_\_  
Dan Bartilucci, Clerk